

**Idaho**  
**Law Enforcement**  
**Employment**  
**Report**  
**2005**



## Introduction

Peace Officer Standards and Training is please to be able to provide you with this employment data as an Idaho Law Enforcement resource. It is our intention that this reference will give you a comparative analysis of agency size, staffing, entry requirements, and compensation ranges for Idaho Law Enforcement. Much of the information herein, such as total numbers of sworn patrol officers and reserves, as well as percentages of departments with less than 10 officers, were only estimates before. This data was collected by surveying all agencies in the POST program and it includes: agency selection standards, employment distribution and data, and extra pay incentives. Peace Officer Standards and Training would like to thank all the Law Enforcement agencies who provided data for this project. If you have suggestions or would like to see additional data in future reports, please contact me.



Michael N. Becar  
Executive Director

Costs associated with this publication are available from Idaho POST Academy in accordance with section 60-202, Idaho Code.

## Table of Contents

### Quick Facts

### 6-year Comparison Charts

**County Sheriff's Office only**—sorted by size

**Police Departments only**—sorted by size

**Juvenile Detention Centers only**—sorted by size

**Other Agencies only**—sorted by size

**All Types of Law Enforcement Departments**—  
sorted alphabetically

**All Types of Law Enforcement Departments**—  
sorted by county then alphabetically

**All Types of Law Enforcement Departments**—  
sorted by size

**All Types of Law Enforcement Departments**—  
sorted by county then by size

**Agencies with Over 100 Employees**

**Agencies with 75-99 Employees**

**Agencies with 50-74 Employees**

**Agencies with 25-49 Employees**

**Agencies with 10-24 Employees**

**Agencies with 1-9 Employees**

## Quick Facts

This report covers information for fiscal year July 1, 2004 to June 30, 2005, as reported by **131** Idaho agencies.

**12** agencies (**9%**) reported having **over 100** fulltime sworn officers, non-sworn employees, and reserve officers

**6** agencies (**5%**) reported having **75—99** fulltime sworn officers, non-sworn employees, and reserve officers

**10** agencies (**8%**) reported having **50—74** fulltime sworn officers, non-sworn employees, and reserve officers

**34** agencies (**26%**) reported having **25—49** fulltime sworn officers, non-sworn employees, and reserve officers

**40** agencies (**30%**) reported having **10—24** fulltime sworn officers, non-sworn employees, and reserve officers

**29** agencies (**22%**) reported having **1—9** fulltime sworn officers, non-sworn employees, and reserve officers

**103** agencies (**78%**) reported having less than 50 employees

**131** Idaho agencies reported the following breakdown—totaling **5808** fulltime employees and Reserves:

**72 Police Departments** reported having **2010** sworn officers, non-sworn employees, and reserve officers

**44 County Sheriff's Offices** reported having **3030** sworn officers, non-sworn employees, and reserve officers

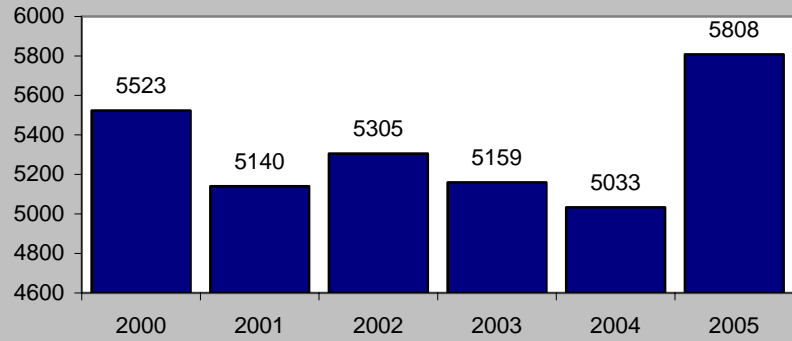
**12 Juvenile Detention Centers** reported having **277** fulltime detention officers and non-sworn employees

**3 Other types** of agencies reported having **491** sworn officers, non-sworn employees, and reserve officers

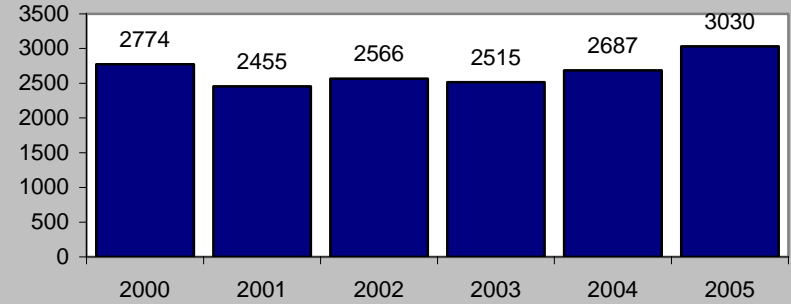
Starting monthly salary compensation for fulltime, City and County, entry-level officers in Idaho showed these ranges:

	County	City	Juvenile	Other
High monthly starting salary for entry-level Officers	\$3,467	\$4,254	\$3,302	\$3,680
Average monthly starting salary for entry-level Officers	\$2,180	\$2,737	\$2,221	\$3,140
Low monthly starting salary for entry-level Officers	\$893	\$1,220	\$1,140	\$2,600

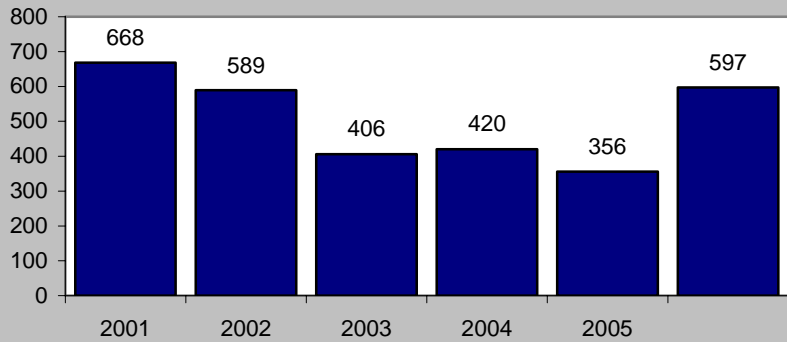
**Total LE Employees All Agencies 2000-2005**



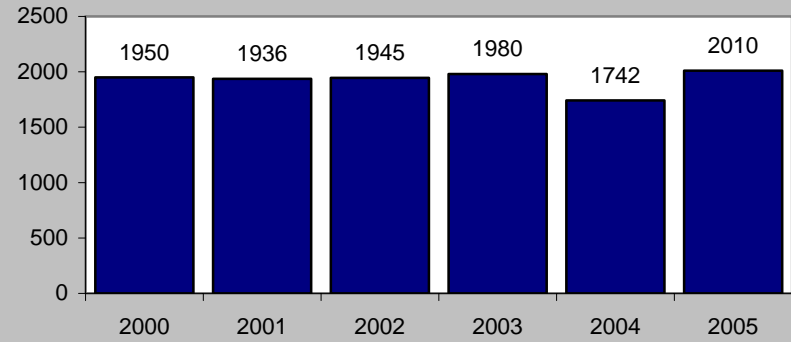
**Total Employees in County Sheriff's Offices 2000-2005**



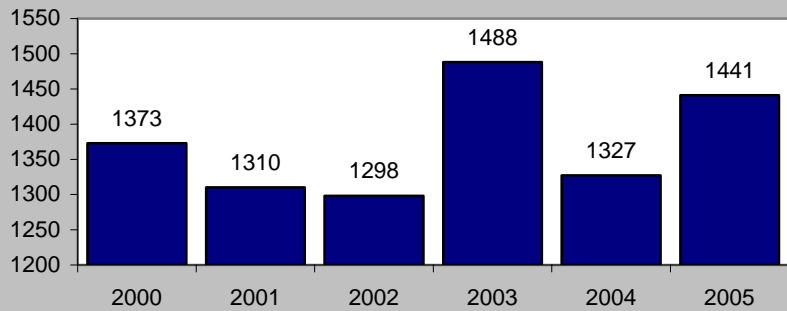
**Total Reserve Officers 2000-2005**



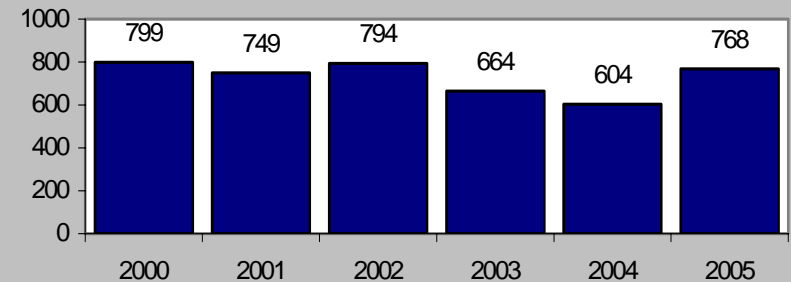
**Total Employees in Police Departments 2000-2005**



**Total Non-Sworn Employees in All Agencies 2000-2005**



**'Other' Agencies (Inc. Juvenile Detention Centers) Total Employees 2000-2005**



Agency Types	Fulltime Employees				Reserves			FY2005
	Sworn	Detention		Non-Sworn	1	2	3	
		Adult	Juvenile					
County Sheriff's Officers	1084	791	29	770	135	125	96	3030
	2674				356			
Police Departments	1395	7	4	405	127	51	21	2010
	1811				199			
Juvenile Detention Centers	0	0	235	1	37	4	0	277
	236				41			
Other Types	293	0	0	197	1	0	0	491
	490				1			
FY2005 Totals	2772	798	268	1373	300	180	117	5808
	5211				597			

Agency Types	Fulltime Employees				Reserves			FY2004
	Sworn	Detention		Non-Sworn	1	2	3	
		Adult	Juvenile					
County Sheriff's Officers	909	774	29	769	73	96	37	2687
	2481				206			
Police Departments	1198	0	0	376	119	35	14	1742
	1574				168			
Other Types (inc. JDC)	335	6	94	165	2	0	0	604
	602				2			
FY2004 Totals	2302	780	123	1310	194	131	51	5033
	4657				356			

Agency Types	Fulltime Employees				Reserves			FY2003
	Sworn	Detention		Non-Sworn	1	2	3	
		Adult	Juvenile					
County Sheriff's Officers	893	697	12	714	77	59	63	2515
	2316				199			
Police Departments	1374	0	0	398	136	54	18	1980
	1772				208			
Other Types (inc. JDC)	444	6	15	186	13	0	0	664
	651				13			
FY2003 Totals	2711	703	27	1298	226	113	81	5159
	4739				420			

Agency Types	Fulltime Employees				Reserves			FY2002
	Sworn	Detention		Non-Sworn	1	2	3	
		Adult	Juvenile					
County Sheriff's Officers	893	714	0	746	90	80	43	2566
	2353				213			
Police Departments	1370	8	0	381	116	36	34	1945
	1759				186			
Other Types	426	0	0	361	7	0	0	794
	787				7			
FY2002 Totals	2689	722	0	1488	213	116	77	5305
	4899				406			

Agency Types	Fulltime Employees				Reserves			FY2001
	Sworn	Detention		Non-Sworn	1	2	3	
		Adult	Juvenile					
County Sheriff's Officers	854	606	0	684	142	97	72	2455
	2144				311			
Police Departments	1320	3	0	351	173	53	36	1936
	1674				262			
Other Types	441	0	0	292	16	0	0	749
	733				16			
FY2001 Totals	2615	609	0	1327	331	150	108	5140
	4551				589			

Agency Types	Fulltime Employees				Reserves			FY2000
	Sworn	Detention		Non-Sworn	1	2	3	
		Adult	Juvenile					
County Sheriff's Officers	980	628	0	777	175	98	116	2774
	2385				389			
Police Departments	1320	1	0	360	175	55	39	1950
	1681				269			
Other Types	485	0	0	304	10	0	0	799
	789				10			
FY2000 Totals	2785	629	0	1441	360	153	155	5523
	4855				668			